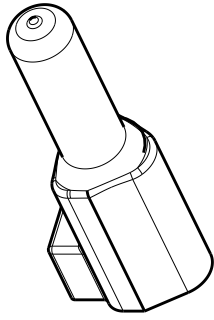
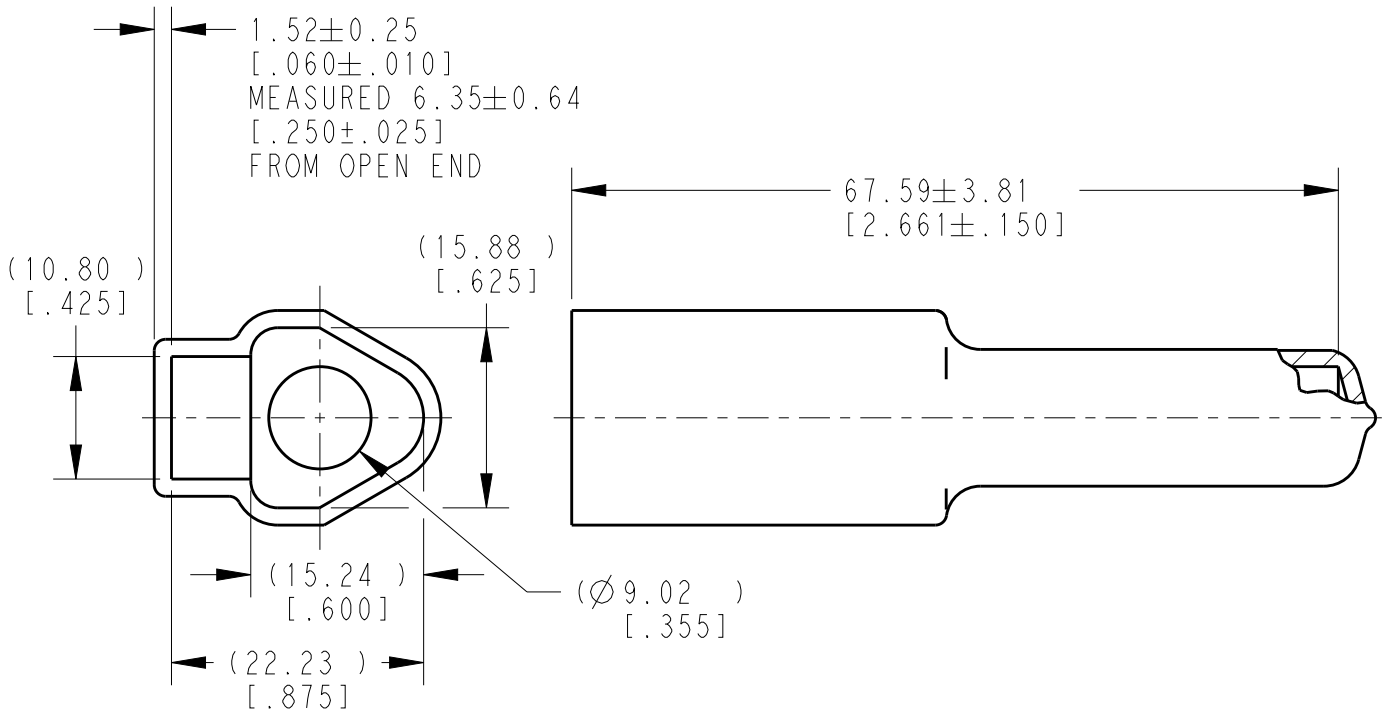


REVISIONS

P	LTR	DESCRIPTION	DATE	DWN	APVD
	A	NEW RELEASE PER ECO-14-008759	10JUN2014	DM	DM
	A1	REVISED PER PCN E-19-014559	17SEP2019	JA	IG



SCALE 3:4



1. THIS PART IS USED ON DT06-3S PLUG WITH ANY MODIFICATION THAT DOES NOT INCLUDE AN END CAP.
2. TEMPERATURE RATING:  $-29^{\circ}\text{C}$  TO  $+100^{\circ}\text{C}$  [ $-20^{\circ}\text{F}$  TO  $+212^{\circ}\text{F}$ ].
3. THIS ACCESSORY PART IS PROVIDED WITHOUT TYPICAL TRANSPORTATION INDUSTRY PROCESS CONTROLS. NO VALIDATION TESTING HAS BEEN PERFORMED. CUSTOMER IS RESPONSIBLE FOR DETERMINING PRODUCT PERFORMANCE AND SUITABILITY FOR APPLICATION.

NOTES:

TE INTERNAL PN	DEUTSCH PN
DT3S-BT	DT3S-BT

202019

RELEASED FOR PUBLICATION

ALL RIGHTS RESERVED.

BY TE CONNECTIVITY

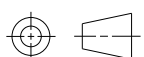
© COPYRIGHT 2014

THIS DRAWING IS UNPUBLISHED.

DIMENSIONS:	
mm	[INCHES]
TOLERANCES UNLESS OTHERWISE SPECIFIED:	
0 PLC	±
1 PLC	±
2 PLC	±
3 PLC	±0.063 [ .025 ]
4 PLC	±
ANGLES	±5° 30' 0"

DWN	D.MEYER	10JUN2014
CHK	R.MESSENGER	10JUN2014
APVD	D.MEYER	10JUN2014
PRODUCT SPEC		
APPLICATION SPEC		
WEIGHT	5.47g	

MATERIAL	PVC	FINISH	GRAY
<b>TE</b> TE Connectivity			
NAME: BOOT, PLUG, 3 PIN DT SERIES			
SIZE	CAGE CODE	DRAWING NO	RESTRICTED TO
A4	4AFU8	©-DT3S-BT	-



CUSTOMER DRAWING	SCALE 3:2	SHEET 1 OF 1	REV A1
------------------	-----------	--------------	--------